


# THE GLADIATOR

TM



THE ORIGINAL SPECTATOR SPORT

*Richwood*  
SOFTWARE

TM



**BY**

**LARRY N. RICHARDSON**

**AND**

**MEL ABUNDIS**



**THE DUST AND DANGER OF  
THE ARENA . . . THE  
ULTIMATE SURVIVALIST  
STANDING ALONE AGAINST  
THE BEASTS AND  
BRUTALITY OF A BYGONE  
ERA . . . THE GLADIATOR  
MUST PROVE HIS CUNNING  
AND ENDURANCE IN THE  
COLISEUM OF DEATH.  
AGAINST ALL ODDS . . . HE  
MUST SURVIVE!**

# **THE ORIGINAL SPECTATOR SPORT**



# LOADING INSTRUCTIONS

---

## ATARI® Cassette Version

---

1. Make sure that the computer is turned OFF and that any cartridges have been removed.
  2. Place the game tape into the cassette recorder with SIDE A facing up. Rewind the tape if necessary.
  3. Turn the computer ON, while holding the START key. You should hear a beep.
  4. Press PLAY on the cassette recorder.
  5. Press RETURN. The game will load and start automatically.
- 

## ATARI® Diskette Version

---

1. Make sure that the computer is turned OFF and that any cartridges have been removed.
  2. Turn the disk drive ON. Insert the game disk with the label facing up.
  3. Turn the computer ON. The game will load and start automatically.
- 

## COMMODORE® Cassette Version \*

---

1. Turn the computer ON.
  2. Place the game tape into the cassette recorder with SIDE B facing up. Rewind the tape if necessary.
  3. Press PLAY on the cassette recorder.
  4. Press SHIFT RUN/STOP on the computer.
  5. After the computer has responded with "Found", push the Commodore key.
  6. The game will load and start automatically.
- 

## COMMODORE® Diskette Version \*

---

1. Turn the computer and disk drive ON.
  2. Insert the game disk with the label facing down.
  3. Type LOAD "\*", 8, 1 and press RETURN.
  4. The game will load and start automatically.
- 

\* COMMODORE 128™ Must be in C-64 mode.



# GAME SELECTION

---

## ATARI® VERSION



---

To select the number of players <b>Press</b>	<b>OPTION</b>
To set the starting level of play <b>Press</b>	<b>SELECT</b>
To start the game <b>Press</b>	<b>START</b>
	or
	<b>FIRE BUTTON</b>
To pause the game <b>Press</b>	<b>SPACE BAR</b>
To end pause <b>Press</b>	<b>SPACE BAR</b>
	or
	<b>FIRE BUTTON</b>
If the screen goes blank, to continue game	<b>AIM JOYSTICK</b>
To exit current game <b>Press</b>	<b>OPTION</b>
	<b>SELECT</b>
	or
	<b>START</b>

---

## COMMODORE® VERSION

---

To select the number of players <b>Press</b>	<b>F3</b>
To set the starting level of play <b>Press</b>	<b>F5</b>
To start the game <b>Press</b>	<b>F7 or</b>
	<b>FIRE BUTTON</b>
To pause the game <b>Press</b>	
To end pause <b>Press</b>	 or
	<b>FIRE BUTTON</b>
To exit current game <b>Press</b>	<b>RUN/STOP</b>



# INSTRUCTIONS

---

## THE GLADIATOR

---

You are the Gladiator, thrown into the Roman Coliseum among many deadly opponents. The object is to survive. Your opponents and their characteristics are as follows:

	<b>Speed</b>	<b>Eyesight</b>	<b>Intelligence</b>
Bull	slow	very poor	very low
Jackal	very fast	poor	low
Lion	fast	very good	high
Spearman	very slow	good	very high

For each game level a set number of opponents will enter the stadium through four gates. In order to combat these opponents you are supplied with an unlimited number of weapons. These weapons and the number of weapons that can be carried at one time are as follows:

NET	1
SPEAR	3
STONES	10
BOW & ARROWS	12



In order to pick up a new batch of weapons run over the appropriate symbol which can be found along the stadium walls. You are only allowed to carry one kind of weapon at a time.

To aim a weapon hold down the fire button, but don't release it. A cursor will appear, which can be moved or aimed with the Joystick. To release the weapon, just press the fire button. The opponent will be killed only by a direct hit, so you must take into consideration the animals movement.

One more way to kill an opponent is provided by pressing and quickly releasing the fire button (it takes practice) a bolt of lightening will strike down your nearest opponent. This ability is limited to one lightening bolt per gladiator or per game level. At times this will upset the spectators causing one or more to jump the stands and come after you. Spectators will persue to the death.

There are 24 levels of play each more challenging than the last. You may select a starting level from 1 to 16.



---

## LIMITED ONE-YEAR WARRANTY

---

RICHWOOD SOFTWARE will replace this product free within one year of purchase if defective in material or manufacture, provided it is sent POSTPAID with proof of purchase to RICHWOOD SOFTWARE. This warranty shall be void if the cassette or diskette (1) has been misused, (2) has been damaged by playback equipment, or (3) if the purchaser causes or permits the cassette or diskette to be serviced or modified by anyone other than RICHWOOD SOFTWARE. No other warranty is expressed or implied.

---

## PROGRAM NOTICE

---

All RICHWOOD SOFTWARE programs are sold on an "AS IS" basis without warranty of any kind. RICHWOOD SOFTWARE, its authorized dealers and distributors shall have no liability or responsibility to any person or entity with respect to any liability, loss or damage caused or alleged to be caused, directly or indirectly, by RICHWOOD SOFTWARE.

---

## COPYRIGHT NOTICE

---

This product is copyrighted and all rights are reserved. Copying, duplicating, selling or otherwise distributing this product without the expressed written consent of RICHWOOD SOFTWARE is forbidden and a violation of the law. RICHWOOD SOFTWARE will exercise full legal recourse against violators.

---

## CASSETTE UPGRADE POLICY

---

RICHWOOD SOFTWARE will upgrade products from cassette to diskette provided the cassette is sent POSTPAID with a check or money order for \$5.00 (US dollars) to RICHWOOD SOFTWARE. (CA residents please add 6% sales tax).

RICHWOOD SOFTWARE  
3011 Alhambra Drive, Suite C, Cameron Park, CA 95682  
(916) 677-6779.